



## Early Years Newsletter

What a fantastic first term we have all had in YrR.

We are amazed with how well all the children have settled into school. They have made new friends, explored exciting activities and produced some amazing work.

We wish you all a magical Christmas and a happy and healthy New Year!

### Our Topic

#### Space!

Our next topic, 'Space!', is inspired by the children's interests. We will be looking at different planets, stars and space rockets. We will use our topic to inspire our phonics lessons, maths and literacy work. We also have some fun creative work planned in art, design technology, music, cookery and PE.

Phonics will continue and we thank you all for supporting your children with their phonics homework and reading. It really does make a difference to their learning.



#### Change to the Morning Routine

*We are so impressed with how the children are coming to school in the morning. We feel they will soon be ready to join the rest of the school in saying goodbye at the main blue or white gate and walking round to the playground on their own or with their teacher.*

*We will start this new routine on Monday 10th January. This will allow them time to settle again after the Christmas holidays.*

*From Monday 10<sup>th</sup> January YrR staff will be on the gates at 8.50am, just before the children's usual start time, to walk the children round to class. I know some children are happily walking around on their own already and if you would like to adopt this new routine sooner, please do.*

*If you have any queries, please speak to your child's class teacher.*





## Homework



Please make sure your child has their book bag daily, especially on their reading day.



Every week your child will bring home their new reading books, phonics letter formation sheets to support phonics learning covered this week and tricky words (when they get to their next set). If they are still needing a little support to write their name in 'school letters' this will come home too.

To help you support your child, I have attached the rhymes we say to help the children form the letters as well as a sound mat with all the letters on.

We have started all our children on the first set (purple) of tricky words. If you were able to help your child practise these 3-4 times a week it would greatly benefit them in their reading and writing at school.

## Timetable

### Timetable

Below is a timetable of some of the lessons that will go on weekly. Hopefully it will help those conversations about their school day!

| Mon | Tue | Wed                             | Thu                            | Fri      |
|-----|-----|---------------------------------|--------------------------------|----------|
| PE  | RE  | * Music, French & Library<br>PE | RE<br>*Music, French & Library | Homework |

We will also be having daily phonics, literacy and numeracy lessons. Individual reading books will be changed weekly on your child's designated day. Free play, art activities and gross motor activities (bikes, climbing equipment...) will continue to take place daily, both inside and outside. We will also visit the play trail most days! \*The day will change weekly

## Water Bottles

All children need to have a water bottle at school, even if they are hot dinners. Having a water bottle at school allows children to have regular drinks, be independent and make sure they are not sharing cups etc.

If children don't have a water bottle we are having to provide disposable cups that are thrown away after every drink, which adds up to a lot of cups throughout the day for just one child.

We thank you in advance for your support.

## Before and after school

*We would be very grateful if you could reinforce some of our school rules when dropping off and collecting your child.*

*We do not let the children play on the slopes or railings outside the classroom for obvious safety reasons, we would be most grateful if you could reinforce this with your child and their siblings.*

*We also ask that children do not play with the outside toys or structures. This is because a lot of our resources were damaged beyond repair last year.*

*Thank you for your ongoing support.*



Please do fill in an 'I'm Proud of my child because...' and send into class on a Friday or email [jverhiest@st-swithuns.portsmouth.sch.uk](mailto:jverhiest@st-swithuns.portsmouth.sch.uk) (photos welcome) so we can celebrate.

I'm proud of my child because...

Child's name: \_\_\_\_\_  
From \_\_\_\_\_ Date \_\_\_\_\_

I'm proud of my child because...

Child's name: \_\_\_\_\_  
From \_\_\_\_\_ Date \_\_\_\_\_

I'm proud of my child because...

Child's name: \_\_\_\_\_  
From \_\_\_\_\_ Date \_\_\_\_\_

I'm proud of my child because...

Child's name: \_\_\_\_\_  
From \_\_\_\_\_ Date \_\_\_\_\_

# Phase 2 Sound Mat

|   |   |   |   |   |  |   |   |
|---|---|---|---|---|--|---|---|
| Ss<br> | Aa<br> | Tt<br> | Pp<br> | Ii<br> | Nn<br> | Mm<br> | Dd<br> |
| Gg<br> | Oo<br> | Cc<br> | Kk<br> | ck<br> | Ee<br> | Uu<br> | Rr<br> |
| Hh<br> | Bb<br> | Ff<br> | ff<br> | Ll<br> | ll<br> | ss<br> |   |

|  |  |   |   |   |  |  |  |
|--|--|---|---|---|--|--|--|
| Jj<br>  | Vv<br>  | Ww<br> | Xx<br> | Yy<br> | Zz<br> | zz<br>  | au<br>  |
| ch<br>  | sh<br>  | th<br> | ng<br> | ai<br> | ee<br> | igh<br> | oa<br>  |
| oo<br>  | oo<br>  | ar<br> | or<br> | ur<br> | ow<br> | oi<br>  | ear<br> |
| air<br> | ure<br> | er<br> |   |   |  |  |  |

# Phase 3 Sound Mat



Start on the line, go around the apple, down the leaf and flick.



Start on the line, go up the boot, down the laces to the heel, round the toe and flick.



Start on the line, go up to the head and curl back round the caterpillar and flick.




Start on the line, go up then back round his bottom, up his tall neck and down to his toes and flick.



Start on the line and lift off the top and scoop out the egg and flick.



Start on the line, go up to the petal, down the stem follow it round and flick.



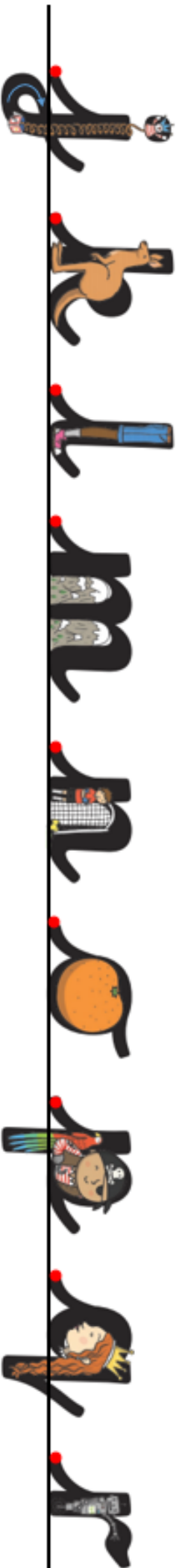
Start on the line, go up to her brow, back round her face to her brow, follow her hair and flick.



Start on the line, go up to the head, down to the hooves, over the back and down the tail and flick.



Start on the line, go up the insect, down the insect and flick.  
Now give it a dot!



Start on the line, go up to the top, down the spring and round and flick. Dot the head!

Start on the line, go up to the head, down to the feet, up to the hands and round the bottom tail and flick.

Start on the line, go up to the leg, down the leg and flick.

Start on the line, go up to the mountain, over the mountain, over the mountain and flick.

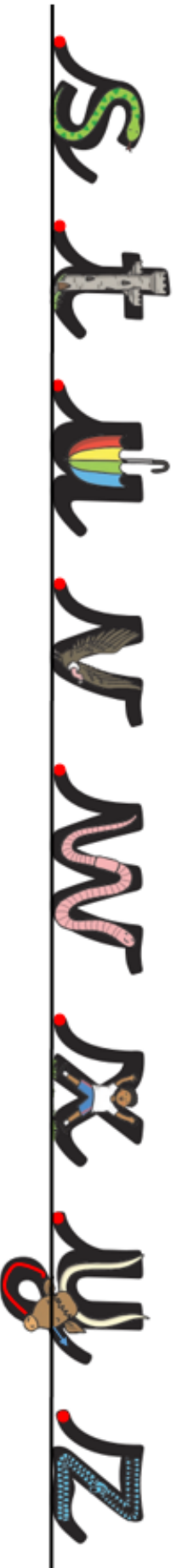
Start on the line, go up to ~~Nobby~~, down ~~Nobby~~, and over the net and flick.

Start on the line, go up to the orange to the green, then back all the way round the orange and flick.

Start on the line, go up to the parrot, down the parrot up and around the pirate and flick.

Start on the line, go up to her crown, back round her face to the crown and down her hair and flick.

Start on the line, go up to the robot, down the robot, up the robot and over his arm and flick.



Start on the line, go up to his head, then either down the snake and flick.

Start on the line, go up the tower down the tower and flick. Now across the tower!

Start on the line, go up the umbrella down and up under and up the umbrella, down and flick.

Start on the line, go up then down his wing to up the other wing and flick.

Start on the line, go up to her tail, down up, down, up and flick.

Start on the line, up to his hand, turny, foot up to the other hand, foot and flick.

Start on the line, up to the horn down, up the other horn, down to his mouth, follow his tongue and flick.

Start on the line, up to the zig, zig-zag-zig and flick.